



RM Cores

Series/Type: **RM 4 Low Profile**

The following products presented in this data sheet are being withdrawn.

Ordering Code	Substitute Product	Date of Withdrawal	Deadline Last Orders	Last Shipments
B65804A50000000		2004-10-18	2005-03-31	2005-09-30

For further information please contact your nearest EPCOS sales office, which will also support you in selecting a suitable substitute. The addresses of our worldwide sales network are presented at www.epcos.com/sales.

- In accordance with IEC 61860
- For compact transformers with high inductance
- Without center hole
- RM cores are supplied in sets

Magnetic characteristics (per set)

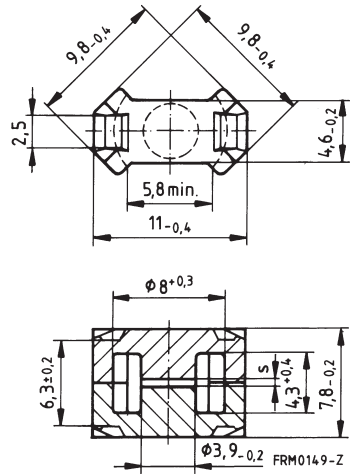
$$\Sigma l/A = 1,2 \text{ mm}^{-1}$$

$$l_e = 17,3 \text{ mm}$$

$$A_e = 14,5 \text{ mm}^2$$

$$A_{\min} = 11,3 \text{ mm}^2$$

$$V_e = 251 \text{ mm}^3$$

Approx. weight 1,2 g/set

Ungapped

Material	A_L value nH	μ_e	$A_{L1\min}$ nH	P_V W/set	Ordering code
T38	5000 + 40/- 30 %	4770			B65803-P-Y38
N49	860 + 30/- 20 %	820	630	< 0,03 (50 mT, 500 kHz, 100 °C)	B65803-P-R49
N92 ¹⁾	1000 + 30/- 20 %	980	950	< 0,14 (200 mT, 100 kHz, 100 °C)	B65803-P-R92
N87	1300 + 30/- 20 %	1234	950	< 0,12 (200 mT, 100 kHz, 100 °C)	B65803-P-R87

1) Preliminary data

Coil former

Material: GFR thermosetting plastic (UL 94 V-0, insulation class to IEC 60085:
H \geq max. operating temperature 180 °C), color code blue

Solderability: to IEC 60068-2-20, test Ta, method 1 (aging 3): 235 °C, 2 s

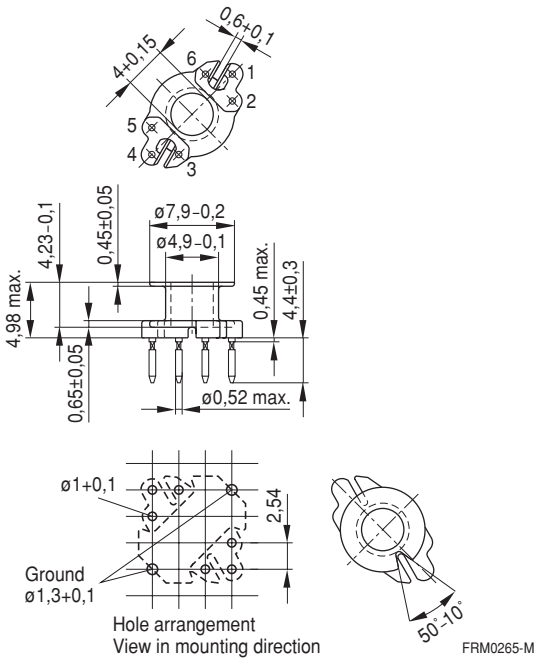
Resistance to soldering heat: to IEC 60068-2-20, test Tb, method 1B: 350 °C, 3,5 s

Winding: see "Processing Notes", page 160 (as SMD coil former)

Pins squared in the start-of-winding area

For matching clamp and insulating washers see page 191

Sections	A_N mm ²	l_N mm	A_R value $\mu\Omega$	Pins	Ordering code
1	4,7	20,1	147	6	B65804-R1006-D1



Clamp

- With ground terminal, made of stainless spring steel (tinned), 0,3 mm thick, Without ground terminal, made of stainless spring steel, 0,3 mm thick
- Solderability to IEC 60068-2-20, test Ta, method 1 (aging 3): 235 °C, 2 s
- Clamping force 40 N per pair of clamps (typical value)
- Also available as strip clamp on reels on request

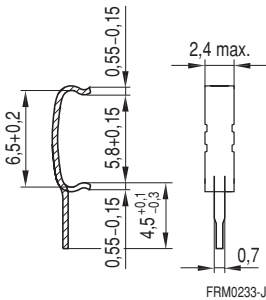
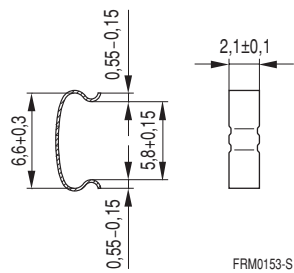
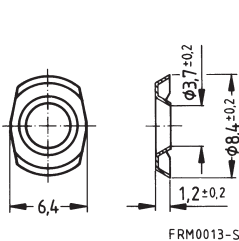
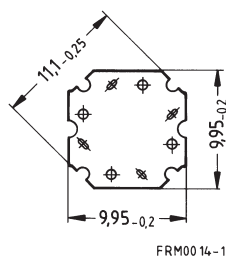
Insulating washer 1 between core and coil former

- For tolerance compensation and for insulation
- Made of polycarbonate (UL 94 V-0, insulation class to IEC 60085: E \geq 120 °C), 0,06 mm thick

Insulating washer 2 for double-clad PCBs

- Made of polycarbonate (UL 94 V-0, insulation class to IEC 60085: E \geq 120 °C), 0,3 mm thick

	Ordering code
Clamp with ground terminal (ordering code per piece, 2 are required)	B65804-P2203
Clamp without ground terminal (ordering code per piece, 2 are required)	B65804-P2204
Insulating washer 1 (reel packing, PU = 1 reel)	B65804-A5000
Insulating washer 2 (bulk)	B65804-C2005

Clamp with ground terminal

Clamp without ground terminal

Insulating washer 1

Insulating washer 2


SMD coil former with J terminals

Material: GFR liquid crystal polymer (UL 94 V-0, insulation class to IEC 60085:
F \triangleq max. operating temperature 155 °C), color code black

Solderability: to IEC 60068-2-20, test Ta, method 1 (aging 3): 350 °C, 1 s

Resistance to soldering heat: to IEC 60068-2-20, test Tb, method 1B: 350 °C, 3,5 s
permissible soldering temperature for wire-wrap connection on coil former: 400 °C, 1 s

Winding: see "Processing Notes", page 160

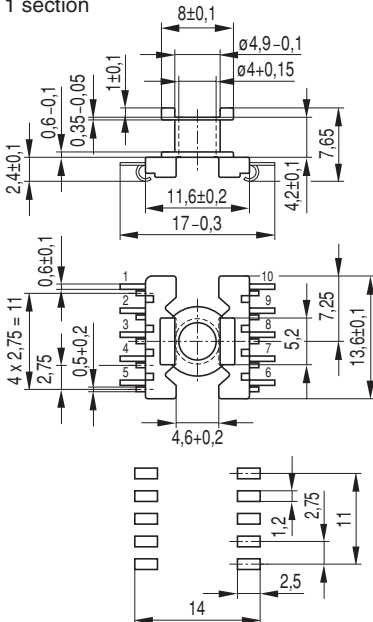
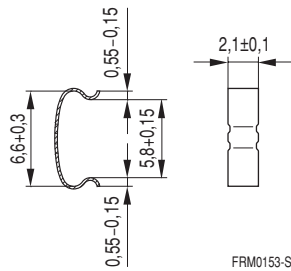
Clamp

- Without ground terminal, made of stainless spring steel, 0,3 mm thick
- Also available as strip clamp (each carton containing 2 reels)

Sections	A_N mm ²	l_N mm	A_R value $\mu\Omega$	Termi- nals ¹⁾	Ordering code
1	5,0	20,1	138	10	B65804-B6010-T1
Clamp	(ordering code per piece, 2 are required)				B65804-P2204

Coil former

1 section


Clamp


Recommended
PCB layout

FRM0258-5

1) 6 and 8 terminals on request

Herausgegeben von EPCOS AG

Marketing Kommunikation, Postfach 80 17 09, 81617 München, DEUTSCHLAND

© EPCOS AG 2000. Alle Rechte vorbehalten. Vervielfältigung, Veröffentlichung, Verbreitung und Verwertung dieser Broschüre und ihres Inhalts ohne ausdrückliche Genehmigung der EPCOS AG nicht gestattet.

Mit den Angaben in dieser Broschüre werden die Bauelemente spezifiziert, keine Eigenschaften zugesichert. Bestellungen unterliegen den vom ZVEI empfohlenen Allgemeinen Lieferbedingungen für Erzeugnisse und Leistungen der Elektroindustrie, soweit nichts anderes vereinbart wird.

Diese Broschüre ersetzt die vorige Ausgabe.

Fragen über Technik, Preise und Liefermöglichkeiten richten Sie bitte an den Ihnen nächstgelegenen Vertrieb der EPCOS AG oder an unsere Vertriebsgesellschaften im Ausland.

Bauelemente können aufgrund technischer Erfordernisse Gefahrstoffe enthalten. Auskünfte darüber bitten wir unter Angabe des betreffenden Typs ebenfalls über die zuständige Vertriebsgesellschaft einzuholen.

Published by EPCOS AG

Marketing Communications, P.O. Box 80 17 09, 81617 Munich, GERMANY

© EPCOS AG 2000. All Rights Reserved. Reproduction, publication and dissemination of this brochure and the information contained therein without EPCOS' prior express consent is prohibited.

The information contained in this brochure describes the type of component and shall not be considered as guaranteed characteristics. Purchase orders are subject to the General Conditions for the Supply of Products and Services of the Electrical and Electronics Industry recommended by the ZVEI (German Electrical and Electronic Manufacturers' Association), unless otherwise agreed.

This brochure replaces the previous edition.

For questions on technology, prices and delivery please contact the Sales Offices of EPCOS AG or the international Representatives.

Due to technical requirements components may contain dangerous substances. For information on the type in question please also contact one of our Sales Offices.