



Automotive MEMS Oscillator

JSO AC series · 2.5 V



RoHS compliant



Pb free



REACH compliant



Conflict mineral free

actual size



- low power oscillator with HCMOS/LVCMOS output
- qualified according to AEC-Q100
- compatible to industry standard packages 2016 – 7050
- extended shock & vibration resistance & temperature range
- configured to customer's specification
- very fast delivery service

GENERAL DATA

TYPE		JSOxxDxAC 2.5 V
frequency range		1.0 ~ 110.0 MHz
		115.0 ~ 137.0 MHz
frequency stability over all		±20 ppm ~ ±50 ppm (see table 1)
current consumption		see table 2
supply voltage V_{DC}		2.5 V ± 10%
temperature	operating	T1 = -40°C ~ +85°C
		T2 = -40°C ~ +105°C
		T3 = -40°C ~ +125°C
		T8 = -55°C ~ +125°C
	storage	-55°C ~ +150°C
output	logic	HCMOS/LVCMOS
	rise & fall time	3.0 ns max. at 15 pF / 6.0 ns max. at 30 pF (see table 4)
	load max.	30 pF max. recommended (≤83.0 MHz)
		15 pF max. recommended (>83.0 MHz)
		other load capacitances possible, see supplementary document
	current max.	3 mA
low level max.	0.1 x V_{DC}	
high level min.	0.9 x V_{DC}	
standby function (e/d)		stop (S), tristate-only (T) or none (N), see table 3
output enable time max.		150 ns (T) / 10 ms (S)
output disable time max.		150 ns
start-up time max.		10 ms
standby current max.		3 µA (for stop(S), see table 3)
phase jitter 12 kHz ~ 20 MHz		< 3.0 ps RMS
symmetry at 0.5 x V_{DC}		45% ~ 55% (standard)

note: some frequencies can't be configured, see table 5.

PACKAGING NOTE / MARKING

QTY < 250 pcs. → cut tape
 QTY 250/500/1K/3K pcs. → tape and reel
 Marking: lot code only

TABLE 1: FREQUENCY STABILITY CODE

stability code / temp. code*		B ±50 ppm	G ±30 ppm	C ±25 ppm	D ±20 ppm	AEC-Q100 Grade
-40°C ~ +85°C	T1	○	○	○	○	3
-40°C ~ +105°C	T2	○	○	○	○	2
-40°C ~ +125°C	T3	○	○	○	○	1
-55°C ~ +125°C	T8	○	○	○	○	

○ available

* includes stability at 25°C, operating temp. range, supply voltage change, shock and vibration, aging 1st year.

TABLE 2: CURRENT CONSUMPTION TYP. (FOR MAX. ADD 30%)

current at load	5 pF	15 pF	30 pF	60 pF	unit
output disabled	3.7	3.7	3.7	3.7	mA
1.0 ~ 19.9 MHz	3.8	4.2	5.0	6.4	mA
20.0 ~ 29.9 MHz	4.3	5.0	6.4	9.0	mA
30.0 ~ 49.9 MHz	4.7	5.8	7.8	11.6	mA
50.0 ~ 79.9 MHz	5.6	7.6	10.7		mA
80.0 ~ 110.0 MHz	6.6	9.2			mA
115.0 ~ 137.0 MHz	(8.5)	(13.0)			mA

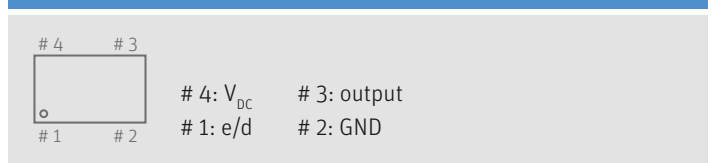
note: current at default edge control setting "D", also refer to table 4.

TABLE 3: CONFIGURABLE STANDBY FUNCTION OPTIONS (E/D)

pin #1 (e/d control)	option	functionality
low "0" ($V_{IL} \leq 0.2 V_{DC}$)	S = Stop	output weakly pulled down, oscillator in sleep mode
	T = TriState	output high impedance, oscillator operates
	N = None	oscillator output active
high "1" ($V_{IH} \geq 0.8 V_{DC}$)	all	oscillator output active
open*	all	oscillator output active

* a pull up resistor is recommended in EMI stressed circuit environments.

PIN CONNECTION



Automotive MEMS Oscillator · JSO AC series · 2.5 V

TABLE 4: MAX. RISE & FALL TIME VS. LOAD CAPACITANCE

C_L	5 pF	15 pF	30 pF	5 pF	15 pF	30 pF
edge control	at 10% ~ 90% of V_{DC} (ns)			at 20% ~ 80% of V_{DC} (ns)		
0	1.2	2.4	5.2	0.8	1.7	3.4
1	1.4	2.6	5.8	0.9	1.9	3.8
D=2*	1.6	3.0	6.0	1.1	2.1	4.0
3	1.8	4.0	6.6	1.2	2.6	4.6
4	3.2	6.4	11.0	2.2	4.4	7.8
5	4.4	8.4	14.6	2.9	5.8	10.4
6	6.6	12.4	23.0	4.4	8.6	15.2
7	12.8	25.0	46.0	8.6	16.6	30.0

* default edge control setting "D" at $V_{DC} = 2.5$ V, please also refer to the supplementary information on [our homepage](#) for typical values and more details.

TABLE 5: NON-CONFIGURABLE FREQUENCIES

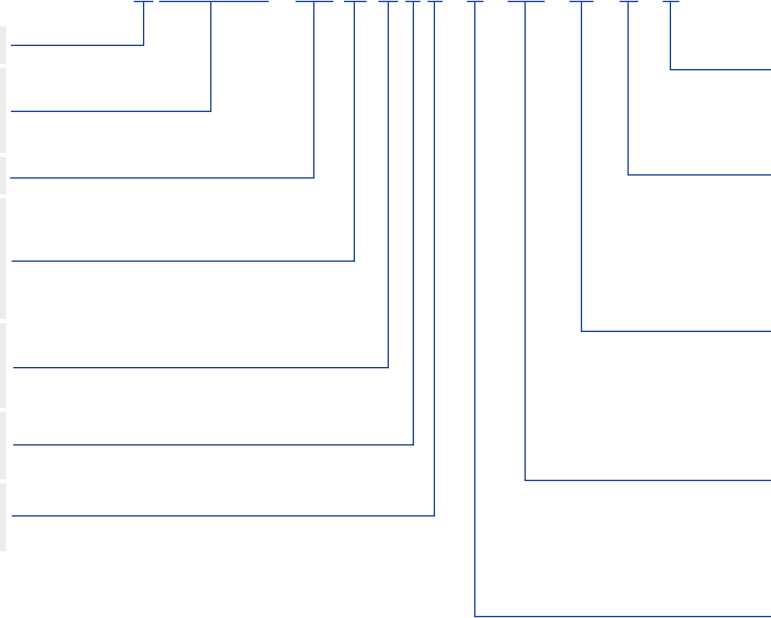
operating temperature option		operating temperature option	
T2 - (-40°C ~ +105°C)		T8 - (-55°C ~ +125°C)	
T3 - (-40°C ~ +125°C)			
from (MHz)	to (MHz)	from (MHz)	to (MHz)
61.223	61.674	61.223	61.974
69.796	70.485	69.240	70.827
79.063	79.162	78.715	79.561
81.428	82.232	80.160	80.174
91.834	92.155	80.780	82.632
94.249	94.430	91.834	95.474
94.875	94.994	96.192	96.209
97.714	98.679	96.936	99.158
110.0	115.194	110.0	119.342
117.811	118.038	-	-
118.594	118.743	120.239	120.262
122.142	122.705	121.170	121.243
123.022	123.348	121.601	123.948

ORDER INFORMATION

EXAMPLE

O = Oscillator
frequency (8 digits), see also table 5 1.0 ~ 110.0 MHz 115.0 ~ 137.0 MHz
JSO = Jauch Silicon Oscillator
package 75 = 7050 22 = 2520 53 = 5032 21 = 2016 32 = 3225
frequency range D1 = 1.0 ~ 110.0 MHz D2 = 115.0 ~ 137.0 MHz
function/feature A = automotive
output I/F C = (H)CMOS

O 26.123456 - JSO 75 D1 A C - B - 2.5 - T1 - S - D

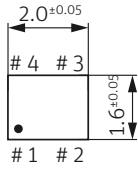


edge control D = default 0 - 7, see table 4
standby function options S = Stop T = TriState N = None
temperature range T1 = -40°C ~ +85°C T2 = -40°C ~ +105°C T3 = -40°C ~ +125°C T8 = -55°C ~ +125°C
supply voltage 3.3 = 3.3 V 2.5 = 2.5 V 3.0 = 3.0 V 1.8 = 1.8 V 2.8 = 2.8 V 2V3 = 2.5 V ~ 3.3 V
frequency stability overall B = ± 50 ppm G = ± 30 ppm C = ± 25 ppm D = ± 20 ppm

Automotive MEMS Oscillator · JSO AC series · 2.5 V

DIMENSIONS

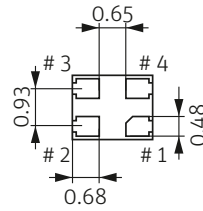
2.0 x 1.6 x 0.75
JSO21 AC



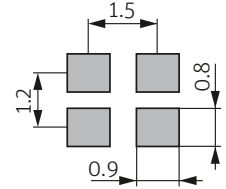
top view



side view

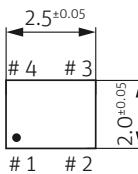


bottom view



pad layout

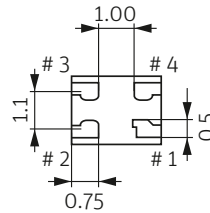
2.5 x 2.0 x 0.75
JSO22 AC



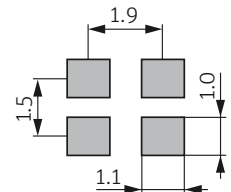
top view



side view

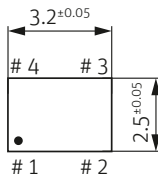


bottom view




pad layout

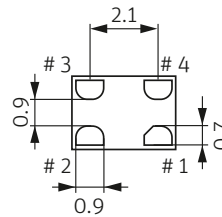
3.2 x 2.5 x 0.75
JSO32 AC



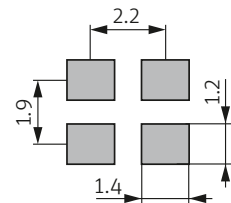
top view



side view

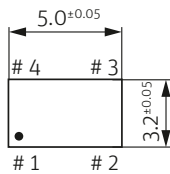


bottom view

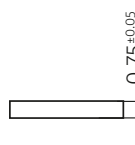


pad layout

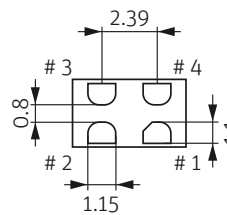
5.0 x 3.2 x 0.75
JSO53 AC



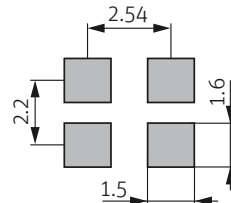
top view



side view

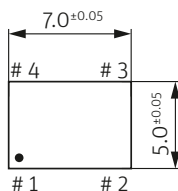


bottom view

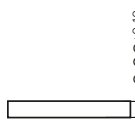


pad layout

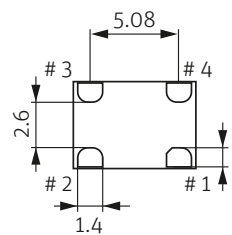
7.0 x 5.0 x 0.90
JSO75 AC



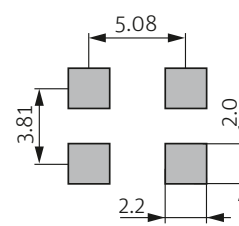
top view



side view



bottom view



pad layout

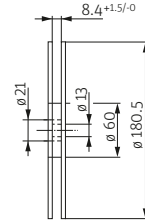
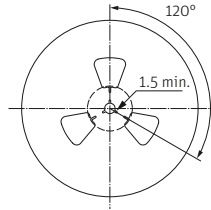
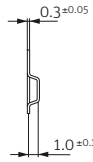
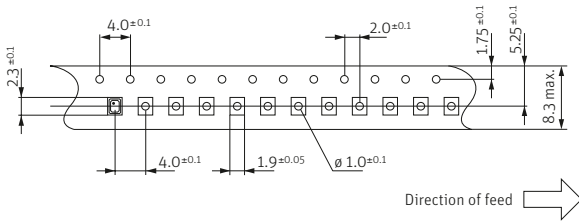
in mm

Pin connection # 1: e/d # 2: GND # 3: output # 4: V_{DC} note: a capacitor of 0.1 μ F between V_{DC} and GND is recommended

Automotive MEMS Oscillator · JSO AC series · 2.5 V

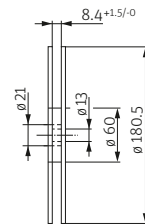
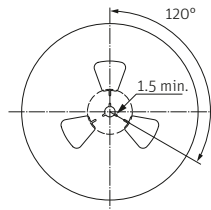
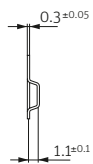
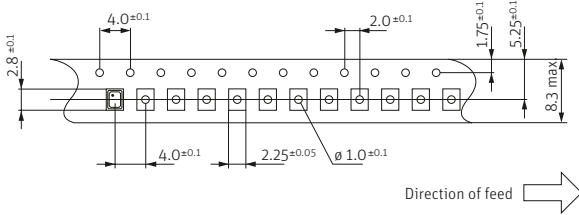
TAPING SPECIFICATION

2.0 x 1.6 x 0.75
JSO21 AC



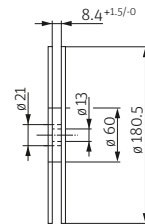
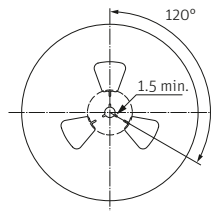
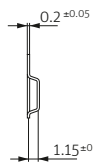
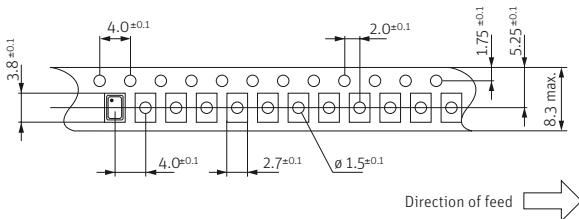
up to 3000 pcs per reel

2.5 x 2.0 x 0.75
JSO22 AC



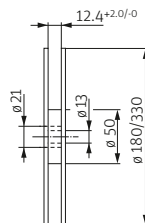
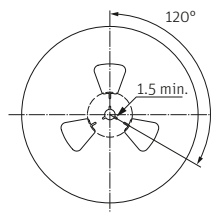
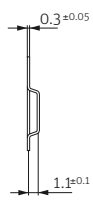
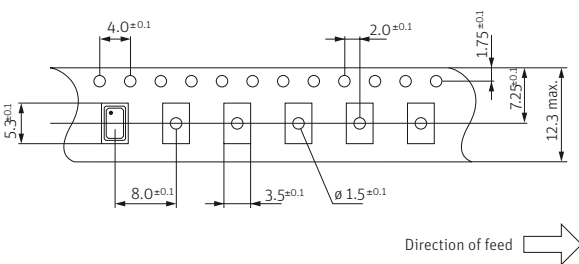
up to 3000 pcs per reel

3.2 x 2.5 x 0.75
JSO32 AC



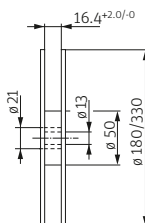
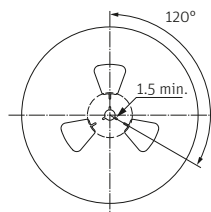
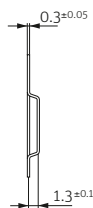
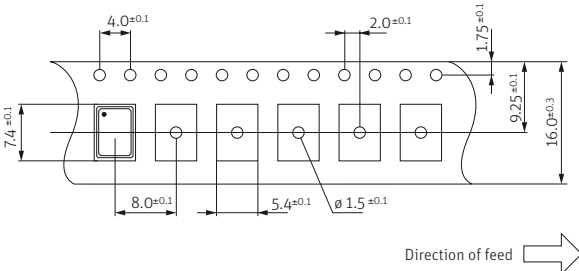
up to 3000 pcs per reel

5.0 x 3.2 x 0.75
JSO53 AC



Ø 180: up to 1000 pcs per reel
Ø 330: up to 3000 pcs per reel

7.0 x 5.0 x 0.90
JSO75 AC



Ø 180: up to 1000 pcs per reel
Ø 330: up to 3000 pcs per reel