



actual size

Automotive SMD Crystal · JXG32P4

- 4 Pad Version, 3.2 x 2.5 mm
- glass sealed ceramic package
- all versions are AEC-Q200 qualified
- HMR version with extended shock & vibration immunity
- RKE version withstands 100x drop test from 150 cm



RoHS compliant



Pb free



REACH compliant



Conflict mineral free

GENERAL DATA

TYPE	JXG32P4
frequency range	12.0 ~ 50.0 MHz (fund. AT-cut) ask for availability of lower frequencies
frequency tolerance at 25 °C	±30 ppm, ±50 ppm
load capacitance C_L	12 pF standard (option: 10 pF ~ 30.0 pF / series)
shunt capacitance C_0	< 7 pF
storage temperature	-40 °C ~ +125 °C
shock resistance	> 100 g (half sine pulse, 6.0 ms)*
drive level max.	100 µW (10 µW recommended)
aging	< ±3 ppm first year

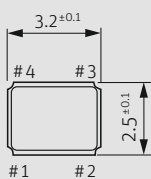
* optional HMR version: 3000G / half sine pulse / 0.3 ms

TABLE 1: FREQUENCY STABILITY VS. TEMPERATURE

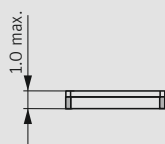
		±30 ppm	±50 ppm	±100 ppm
-20 °C ~ +70 °C	STD.	○	○	○
-40 °C ~ +85 °C	T1	○	○	○
-40 °C ~ +105 °C	T2		○	○
-40 °C ~ +125 °C	T3			○

○ available

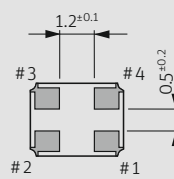
DIMENSIONS



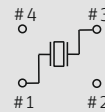
top view



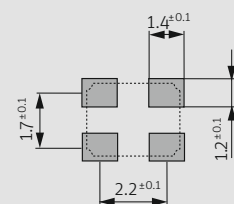
side view



bottom view



crystal connection



pad layout

in mm

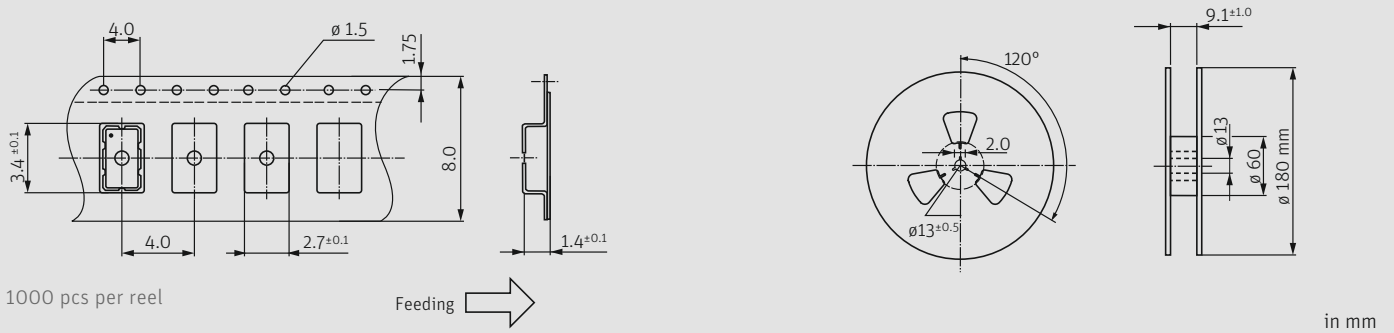
ORDER INFORMATION

Q	frequency	type	load capacitance	tolerance at 25 °C	stability vs. temp. range	option 1	option 2
Quartz	12.0 ~ 50.0 MHz	JXG32P4	12 pF standard 10 pF ~ 30 pF S for series	30 = ±30 ppm 50 = ±50 ppm	30 = ±30 ppm 50 = ±50 ppm 100 = ±100 ppm	blank = -20 °C ~ +70 °C T1 = -40 °C ~ +85 °C T2 = -40 °C ~ +105 °C T3 = -40 °C ~ +125 °C FU = for fundamental frequencies ≥ 20 MHz	AEC = AEC-Q200 qualified HMR = high mechanical reliability (3000g/half sine wave/0.3ms) RKE = for remote keyless entry (drop 100x / 150 cm)

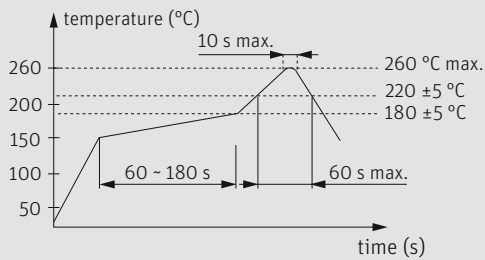
Example: Q 28.0-JXG32P4-12-30/30-T1-FU-AEC-LF (Suffix LF = RoHS compliant / Pb free)

Automotive SMD Crystal · JXG32P4

TAPING SPECIFICATION



REFLOW SOLDERING PROFILE



note: parts are also suitable for soldering systems with lead (Pb) content

LOAD CAPACITANCE CODES

8 pF: k	14 pF: x	22 pF: g	series: s
9 pF: n	15 pF: j	24 pF: d	T: 3rd OT
10 pF: h	16 pF: b	25 pF: r	
11 pF: l	17 pF: t	27 pF: w	
12 pF: a	18 pF: f	30 pF: .	
13 pF: v	20 pF: c		

example 20.0 MHz / 12 pF: 20a00